

ESL READINGS^{SMART}

FURR HIGH SCHOOL PROGRAM EVALUATION 2008 - 2009

**Dr. Bertie Simmons, Principal
Furr High School
Houston Independent School District
Houston, Texas**

**CLARA ROJAS, PRESIDENT ALLOY MULTIMEDIA
ESL READINGS^{SMART}**

**AL GAVITO, MA
HOUSTON CENTRAL RESEARCH ASSOCIATES**

**Houston Independent School District
ESL ReadingSmart Program Evaluation
Furr High School 2008 - 2009**

Houston Independent School District and Multilingual Department Program Background

The Houston Independent School District is the largest public school system in Texas and the seventh-largest in the United States. Its schools are dedicated to giving every student the best possible education through an intensive core curriculum and specialized, challenging instructional and career programs. HISD is working hard to become Houstonians' K-12 school system of choice, by constantly improving instruction and management to be as effective, productive, and economical as possible.

The multilingual/multicultural department serves students by providing programs and services which give those students an equal chance to learn. Instructional programs are only as effective as the people who implement them. The Department of Multilingual Programs is committed to providing all staff members with the training, support, and resources to teach students effectively.

Furr High School ESL ReadingSmart Program Findings	School Profile
	2008-2009 <ul style="list-style-type: none"> 23 ELLs who received ESL ReadingSmart Program.
	ESL ReadingSmart Implementation
<p>During the 2008-2009 school years, Furr High School partnered with Alloy Multimedia to improve English reading performance for English Language Learners (ELLs) in grades 9-12. The ESL ReadingSmart Program was implemented to focus improvement in English reading as measured by the ESL ReadingSmart Pre-Post Test. Students participated in the program during their ESL classes and the program was implemented as a supplemental reading program.</p> <p>These levels are based on the semantic and syntactic structure of the instructional material available. Level 1, 2, 3, and 4 are also aligned to The Lexile Framework for Reading®. Students' placement results give teachers an indication of the students' reading ability, and their placement in ESL ReadingSmart's Lexiled® levels.</p> <p>School administrators can decide either to individualize instruction using ESL RedingSmart placement test results or to select one of ESL ReadingSmart levels for a whole class. Based on these decisions, the ESL ReadingSmart system will provide the instructional path for the students to follow.</p> <p>About the Achievement Test The achievement test is an assessment tool that measures student progress in reference to the initial placement test. Students who master 20 or more lessons will automatically be offered an achievement test. Results on this test will measure student progress by comparing students' placement test results with their results in the achievement test.</p> <p>ESL ReadingSmart Progress</p>	<ul style="list-style-type: none"> Supplemental Reading Program Web-based Supports classroom instruction Supports State adopted objectives Materials for all ESL levels
	Research Instrument
	<ul style="list-style-type: none"> ESL Reading Smart Pre-Post Test
	Research Time Frame
	<ul style="list-style-type: none"> September 2008 – May 2009
	About the Placement Test
	<p>The objective of ESL ReadingSmart's placement test is to place students in one of the program's ESL levels:</p> <ol style="list-style-type: none"> Newcomers: Level 0 Beginner: Level 1 Level 1.1 (200L-290L) Level 1.2 (300L-390L) Level 1.3 (400L-490L), Intermediate: Level 2 Level 2.1 (500L-560L) Level 2.2 (570L-630L) Level 2.3 (640L-690L), Early Advanced: Level 3 Level 3.1 (700L-790L) Level 3.2 (800L-890L) Level 3.3 (900L-1040L), Advanced: Level 4 Level 4.1 (1050L-1160L) Level 4.2 (1170L-1300L)
Matched Students 2008-2009	
<ul style="list-style-type: none"> Results indicate that of the 23 ESL ReadingSmart students, 30% or (n=7) increased seven lexile levels and 22% or (n=5) increased five lexile levels. 	

What number and percent of ESL ReadingSmart students scored at each reading question and lexile level?

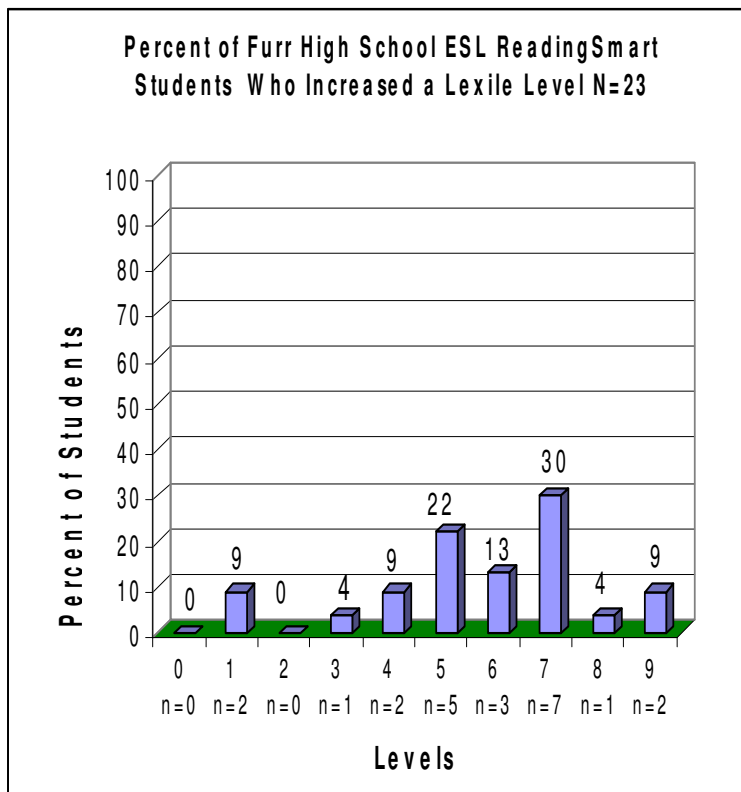
Cohort of 23 ESL Students

- The majority 61% of Furr High School ESL students in the ESL class scored at lexile level 0-300 when they were administered the pre-test in 2008.
- The majority 78% of Furr High School ESL students who participated in the ESL Reading Smart Program scored at lexile level 700-1040 when they took the post-test in 2009.

Grade Level	Lexile	Pre-Test 2008		Post-Test 2009	
		Number	Percent	Number	Percent
Pre-Reader	200 & Below	9	39%		
1	200-290	5	22%		
1	300-390	7	31%	2	9%
2	400-490	1	4%		
3	500-600	1	4%	1	4%
4	610-690			2	9%
5	700-790			5	22%
6	800-890			8	34%
7-8	900-1040			5	22%
9-10	1050-1150				
11-12	1160-1300				
Total		23	100%	23	100%

What number and percent of the 23 Furr High School ESL Reading Smart students increased a lexile level?

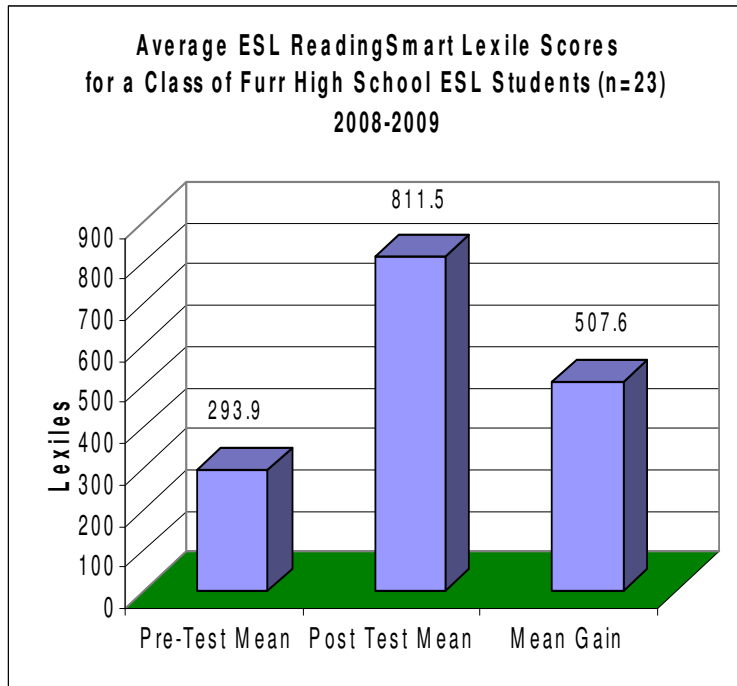
- Of the 23 ESL ReadingSmart students, 30% or (n=7) increased seven lexile levels and 22% or (n=5) increased five lexile levels.
- 100% of the 23 ESL students increased at least one lexile level from 2008 to 2009.



What were the mean pre and post test scores for ESL ReadingSmart ESL students instructed with the program during 2008-2009?

Matched Students 2008-2009

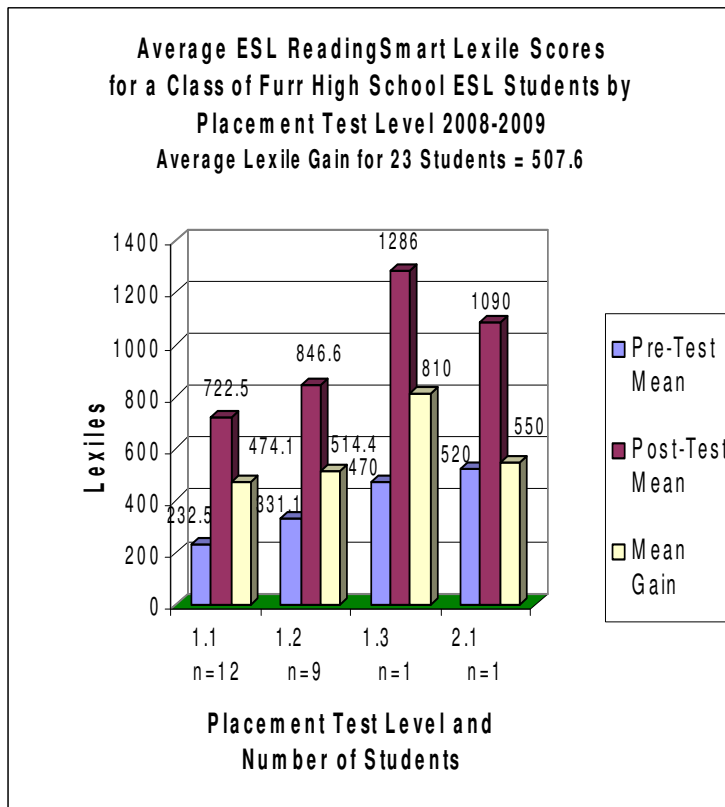
- The pre-mean test score for the 23 ESL students was 293.9.
- The post-mean test score was 811.5.
- The mean lexile gain from pre to post-test was 507.6.



What was the average lexile gain for Furr High School ESL students by initial placement test level?

Matched Students 2008-2009

- The average lexile gain for ESL students at placement level 1.1 was 474.1.
- The average lexile gain for ESL students at placement level 1.2 was 514.4.
- The average lexile gain for ESL students at placement level 1.3 was 810.
- The average lexile gain for ESL students at placement level 2.1 was 550.
- Average lexile gain reflects incremental growth. As the students initial placement level increases so does the expected growth.



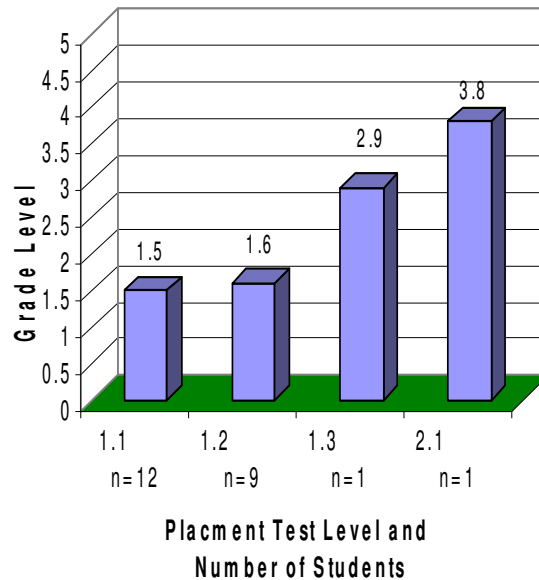
What was the average grade level gain for Furr High School ESL students by initial placement test level?

Matched Students 2008-2009

- ESL ReadingSmart students at initial placement level of 1.1 made a 1.5 grade level gain.
- ESL ReadingSmart students at initial placement level of 1.2 made a 1.6 grade level gain.
- ESL ReadingSmart students at initial placement level of 1.3 made a 2.9 grade level gain.
- ESL ReadingSmart students at initial placement level of 2.1 made a 3.8 grade level gain.
- ESL ReadingSmart grade level growth demonstrates the incremental gains based on ESL students initial placement test results. As students reading abilities increase so does their expected growth.

ESL ReadingSmart Average Grade Level Gain by Placement Test Level for a Class of Furr High School Students 2008-2009

Average Grade Level Gain for 23 Students = 1.7



Summary

Based on increased performance on the ESL ReadingSmart Test made by English Language Learners, Furr High School plans to continue use of ESL ReadingSmart Program in 2009-2010 to ensure success of ESL students.